

HZB12-180FA Valve Regulated Lead Acid battery.  
 12 year design life for stand by power applications.  
 12 Volts 180 Ah (C5)

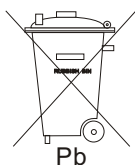
**Features** - Designed to meet the future needs of the Tele-communications industry for - mobile, wired, access, transmission, switching, integrated power applications etc. Resulting in the following benefits to the customer:

- Compactness
- ETSI / 19" / 23" Integration
- Modularity
- Rackable Standard component
- Long life
- Use under extreme conditions
- High power volume ratio
- Maintenance free utilising VRLA technology
- Low Installation costs
- Front Connections and terminal access
- Long Design Life - 12 years
- Integral plastic handles
- Central gassing system & removable front cover
- Integral flame arrestor
- Low Internal resistance
- Recyclable lead and plastics
- Designed to meet BELLCORE, BS6290 Pt4, IEC896-2 recommendations
- Excellent Cycling ability
- Low self discharge rates
- Compression plate absorbs grid expansion



## Specifications

Nominal Voltage	12 Volts
Design Life	12 Years
Operating Temperature	-20 °C to 50 °C
Grid alloy	Calcium / Tin lead alloy
Plates	Flat Pasted
Separator	AGM - Absorbant Glass Mat
Active material	Very high purity lead
Case and cover	ABS (VO on request)
Charge Voltage	Float 2.27 - 2.30 VPC @25 °C Cycliing 2.35 @25 °C Max. 2.4 VPC Max ripple 0.05C (A)
Electrolyte	Sulphuric acid Analytical grade purity
Venting Valve	EPDM Rubber 1.5 to 2 psi (10.5 - 14 KPa) release pressure. Resealing at 1 psi (7 KPa)
Terminal	Epoxy sealed by extended mechanical paths
Torque setting	The recommended torque value is 5-7 Nm
Connectors	Supplied as standard



Haze Battery Company keenly encourages environmental awareness; PLEASE follow guidelines for the recycling /disposal of lead.

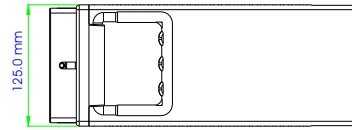
**Website:** [www.hazebattery.com](http://www.hazebattery.com)  
**E mail :** [sales@hazebattery.com](mailto:sales@hazebattery.com)

**Sealed Lead Acid 12 Volt Bloc AGM Range**  
**PRODUCT SHEET HZB12-180FA**

**12V**  
**AGM**

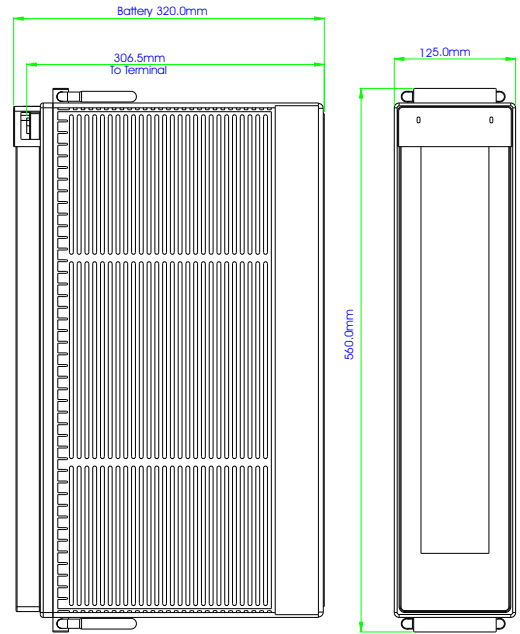
## Specifications

Nominal Voltage		12V	
Nominal Capacity		180 Ah	@ C5
Dimensions	Total Height (Inc. terminals)	320 mm	12.60 inches
	Length	560 mm	22.05 inches
	Width	125 mm	4.92 inches
	Weight	58.5 Kg	129.29 lbs



## Characteristics

Capacity 20-25 °C (68-77 °F) To 1.7 volts	20 hour rate	223.3 Ah
	10 hour rate	212.5 Ah
	5 hour rate	190.2 Ah
	1 hour rate	138.1 Ah
	15 min rate	67.8 Ah
	Internal Resistance	3.3 mOhms
Capacity correction for Temperature Variations (C20)	40 °C (104 °F)	102%
	20 °C (68 °F)	100%
	0 °C (32 °F)	85%
	-15 °C (5 °F)	65%
Self-Discharge 20 °C (68 °F)	Capacity after 1 months storage	98%
	Capacity after 3 months storage	94%
	Capacity after 6 months storage	86%
Max Charge Current 20 °C (68 °F)	45	
Terminal	Standard	18mm Insert M8 thread
	Optional	
Charging (Constant Voltage)	Cyclic	2.40 VPC (15-25 °C)
	Float	2.27 - 2.30 VPC (15-25 °C)



## Constant Power Discharge - Watts per Cell @ 20-25 °C

End V per Cell	15M	20M	25M	30M	35M	40M	45M	60M	90M	2 hr	3 hr	4 hr	5 hr	6 hr	7 hr	8 hr	10hr	12hr	20hr	24hr
1.85	384	339	314	289	265	246	228	193	151	127	96.8	77.9	64.5	54.9	47.9	42.2	34.8	29.4	18.4	15.5
1.80	410	362	335	308	283	263	244	206	161	136	103	83.2	68.9	58.7	51.1	45.1	37.2	31.5	19.6	16.5
1.75	436	385	357	328	301	280	259	219	171	145	110	88.5	73.3	62.4	54.4	48.0	39.6	33.5	20.9	17.6
1.70	446	394	365	335	308	286	265	224	175	148	112	90.5	75.0	63.8	55.6	49.1	40.4	34.2	21.3	18.0
1.65	451	399	369	340	312	290	268	227	177	150	114	91.6	-	-	-	-	-	-	-	-
1.60	456	402	373	343	315	293	271	229	179	151	115	92.5	-	-	-	-	-	-	-	-

## Constant Amps Discharge - Amps @ 20-25 °C

End V per Cell	15M	20M	25M	30M	35M	40M	45M	60M	90M	2 hr	3 hr	4 hr	5 hr	6 hr	7 hr	8 hr	10hr	12hr	20hr	24hr
1.85	235	209	196	185	172	158	147	120	87.1	69.6	50.4	39.7	33.0	28.3	24.9	22.1	18.4	15.6	9.68	8.17
1.80	251	224	209	198	184	169	157	128	93.1	74.3	53.9	42.5	35.2	30.2	26.6	23.6	19.7	16.7	10.3	8.73
1.75	267	238	222	210	195	180	167	136	99.0	79.1	57.3	45.2	37.5	32.2	28.3	25.1	20.9	17.8	11.0	9.29
1.70	271	242	226	214	198	182	169	138	100	80.3	58.2	45.8	38.0	32.6	28.7	25.5	21.3	18.0	11.2	9.43
1.65	276	246	229	217	202	185	172	140	102	81.6	59.2	46.6	-	-	-	-	-	-	-	-
1.60	278	247	231	219	203	187	174	142	103	82.2	59.6	47.0	-	-	-	-	-	-	-	-

## Ampere Hour @ 20-25 °C

End V per Cell	2 hr	3 hr	4 hr	5 hr	6 hr	7 hr	8 hr	10hr	12hr	20hr	24hr
1.85	139	151	159	165	170	174	177	184	188	194	196
1.80	149	162	170	176	181	186	189	197	200	207	210
1.75	158	172	181	187	193	198	201	209	213	220	223
1.70	161	175	183	190	196	201	204	213	216	223	226
1.65	163	177	186	-	-	-	-	-	-	-	-
1.60	164	179	188	-	-	-	-	-	-	-	-

